# PC EXHIBIT D

**F1-F5** **VINYL** SCALE: 1 1/2" = 1' - 0"

SIX (6) REQUIRED - MANUFACTURE & APPLY

REMOVE AND DISCARD EXISTING VINYL GRAPHICS READING “SEARS”

REPLACE WITH NEW BLACK 3M VINYL GRAPHICS

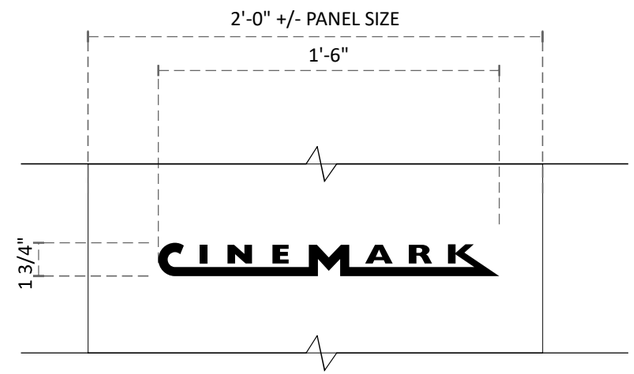


## Wayfinding Sign #1




**BEFORE** **N.T.S.**

**F1**

**AFTER**

## Sign Location

**TITLE 24 COMPLIANT**
**State of California**

CINEMARK

| Design # | |
|---|---|
| 0618522AR12 PERMIT | |
| Sheet | 10 of 15 |
| Client | |
| Cinemark USA, Inc. | |
| Address | |
| 1191 GALLERIA BLVD. ROSEVILLE, CA 95678 | |
| Acct. Rep. Coordinator | DEBBIE MOLTZ LAUREN STACKHOUSE |
| Designer | IH |
| Date | 4/23/19 |
| Approval / Date | |
| Client | |
| Sales | |
| Estimating | |
| Art | |
| Engineering | |
| Landlord | |

**Revision/Date**

R10-7-19SH: Sign A – please show the blue cans and white outline on the “Century Theatres” faces. B – Leave two reds on LLCentury faces as is. C12 – Please change letters to white acrylic faces. D – please add a small red Cinemark over XD and move them closer to the blade sign per detail below. E - - change the poster case dimension to 5' wide x 8' tall

R07/29-19SH: Add the wayfinding and garage signs to our package

R07/31-19SH – Change F1-F5 to just “Century” without Theatres.
- Change G & H to bleed face cabinets without retainers and paint the cabinet returns red to match the faces.
- Update elevations & plans to provide electrical & attachment details and requirements for the LLC. They are ready to rough in electrical so we need the set of plans updated for the site meeting for Abel/EG
CORRECTION:11-20-20BD: SIGN “D” & “H” RED RETURNS

R6/17-20SH – Add site plan, wall sections, and details from shell drawings - Add Abel's meeting notes & redlines to the drawing
Sign A&B will have remote power supplies - pre-wiring not required.
Add details for the ACM background behind sign C. Pre-drilling required.
Sign D will have 3 leads dropped with power supplies above drop ceiling. Show this on a dimension detail for pre drop placement. Pre-wiring not required delete “E” and just show the dimensions/quantity on the elevations. Add banner on frame sign instead.

R6/25/20JZ: Rebrand to Cinemark.

R6/2-14-20SH: Revise signs G & H to individual “CINEMARK” channel letters rather than cabinets. Use the square footage from the original allowable area where Sears was located. Delete posterboxes 7 & 2 shown on the elevations on page 3 altogether. Re-number the posterboxes so it's clear we only have 3 on this wall. Also remove that big circle.
Update the notes for sign A to have this sign be self-contained power supplies like the standard construction for this sign. Delete note about remote power supplies and low voltage penetrations.
Add 20' +/- wide CineMark logo with white formed faces and white returns inside at the mail entry

2-21-20JH: CHANGE SIGNS G AND I TO BE SELF CONTAINED PER RED TAG FROM DALLAS

R7/2-25-20SH: Delete sign B. Re-letter - Show location of sign H on an aerial map or site plan.

R6/3-24-20SH – Delete sign D, re-letter. The section on page 17 is for sign B, so it needs to be moved to the package 9, page 7 and we need to be sure we have a section noted with space for sign D

4-6-20 JH: do not change RB ; Add weights for the individual letters on signs C1, C2, and the small CineMark letters on D for permitting. They should be under 100 lbs which allows us to avoid getting stamped engineering.

R6/4-24-20SH: the gas line was relocated inside the building so we no longer have a conflict with the XD sign. Delete notes on page 3 & page 9. Delete page 10

4-27-20 PERMIT: Changes per city requirements.

R10 PERMIT 6-7-20JH – On sign D, delete “Cinemark” letters & reduce the X to 12”
- Reduce E to 14' x 20'

- Reduce E to 14' x 20'

R11/8-14-20SH: Reduce sign E from 280 square feet to 140 square feet proportionately. Show it lower than center on the wall. Show light fixtures by DC above the poster. Be sure the scale on the main elevation & also the detail sheet for sign E are both updated with the new size.

R12/8-21-20SH: Change banner to 12' x 12'

CHANDLER SIGNS


**chandlersigns.com**

| | |
|---|---|
| National Headquarters | 14201 Sovereign Road #101<br>Fort Worth, TX 76155<br>**(214) 902-2000 Fax (214) 902-2044** |
| San Antonio | 17319 San Pedro Ave<br>Ste 200<br>San Antonio, TX 78232<br>**(210) 349-3804 Fax (210) 349-8724** |
| West Coast | 3220 Executive Ridge Dr<br>Ste 250<br>Vista, CA 92081<br>**(760) 734-1708 Fax (760) 734-3752** |
| Northeast US | 2301 River Road<br>Suite 201<br>Louisville, KY 40206<br>**(502) 897-9800 Cell (502) 554-2575** |
| Florida | 2584 Sand Hill Point Circle<br>Davenport, FL 33837<br>**(863) 420-1100 Fax (863) 424-1160** |
| Georgia | 111 Woodstone Place<br>Dawsonville, GA 30534<br>**(678) 725-8852 Fax (210) 349-8724** |
| South Texas | PO BOX 125 206 Doral Drive<br>Portland, TX 78374<br>**(361) 563-5599 Fax (361) 643-6533** |



**This drawing is the property of Chandler Signs, LLC All rights to its use for reproduction are reserved by Chandler Signs, LLC**


**FINAL ELECTRICAL CONNECTION BY CUSTOMER**

THIS SIGN IS INTENDED TO BE INSTALLED IN ACCORDANCE WITH ARTICLE 600 OF THE NATIONAL ELECTRICAL CODE AND/OR OTHER APPLICABLE LOCAL CODES. THIS INCLUDES PROPER GROUNDING & BONDING OF THE SIGN. SIGN WILL BEAR UL LABEL(S).

## Wayfinding Sign #2

**BEFORE** **N.T.S.**

F2

**AFTER**

## Sign Location

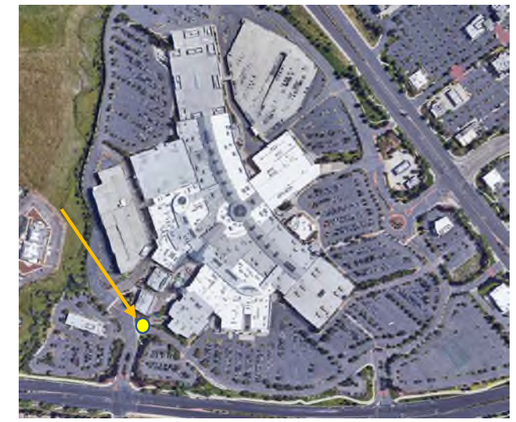

## Wayfinding Sign #3

**BEFORE** **N.T.S.**

F3

**AFTER**

## Sign Location

**TITLE 24 COMPLIANT**
**State of California**

CINEMARK

| Design # | |
|---|---|
| 0618522AR12 PERMIT | |
| Sheet | 11 of 15 |
| **Client** | |
| Cinemark USA, Inc. | |
| **Address** | |
| 1191 GALLERIA BLVD. ROSEVILLE, CA 95678 | |
| Acct. Rep. Coordinator | DEBBIE MOLTZ LAUREN STACKHOUSE |
| Designer | IH |
| Date | 4/23/19 |
| **Approval / Date** | |
| Client | |
| Sales | |
| Estimating | |
| Art | |
| Engineering | |
| Landlord | |

**Revision/Date**

R15-7-19SH: Sign A – please show the blue cans and white outline on the "Century Theatres" faces. B – I cleared two reds on LLCentury faces as G. C12 – Please change letters to white on the blue faces.
D – please add a small red Cinemark over 3D and move them closer to the blade sign per detail below. E – change the poster case dimension to 5' wide x 8' tall

R21/23-19SH: Add the wayfinding and garage signs to our package

R22/23-19SH – Change F1-F9 to just "Century" without Theatres.
- Change G & H to bead blue cabinets without retainers and paint the cabinet returns red to match the faces.
- Update elevations & plans to provide electrical & attachment details and requirements for the F1-F9 signs. Meeting to rough in electrical so we need the set of plans updated for the site meeting for double 2
CORRECTIONS 10-22SID: SIGN "D" & "H" RED RETURNS

R6/7-ZF-20SH – Add site plan, wall sections, and details from shell drawings - Add Abel's meeting notes & redlines to the site plan.
Sign A&B will have remote power supplies - pre-wiring not required.
Add details for the ACM background behind sign C. Pre-drilling required.
Sign D will have 3 leads dropped with power supplies above drop ceiling. Show this on a sidetraction detail for j-box placement. Pre-wiring not required.delete "E" and just show the dimensions/quantity on the elevations. Add banner on frame sign instead.

R5/20/20UGZ: Rebrand to Cinemark.

R6/2-14-20SH: Revise signs D & H to individual "CINEMARK" channel letters rather than cabinets. Use the square footage from the original allowable area where Sears was located. Delete posterboards 1 & 2 shown on the elevations on page 3 altogether. Re-number the posterboards so its clear we only have 3 on this wall. Also serious that big circle.
Update the notes for sign A to have the sign be self-contained power supplies like the standard construction for this sign. Delete note about remote power supplies and low voltage penetrations.
Add 22" +/- wide CineMark logo with white formed faces and white returns inside at the mall entry

2-21-20SH: CHANGE SIGNS G AND I TO BE SELF CONTAINED PER RED TAG FROM DALLAS

R7/2-25-20SH: Delete sign B. Re-letter - Show location of sign H on an aerial map or site plan.

R8/2-26-20SH – Delete sign G, re-letter. The section on page 17 is for sign B, so it needs to be moved up in the package to page 7 and we need to be sure we have a section noted with space for sign H

4-6-20 IH: do not change R8 . Add weights for the individual letters on signs C1, C2, and the small CineMark letters on D for permitting. They should be under 100 lbs which allows us to avoid getting stamped engineering.

R9/4-24-20SH: the gas line was relocated inside the building so we no longer have a conflict with the 3D sign. Delete notes on page 3 & page 9 Delete page 15

4-27-20 PERMIT: Changes per city requirements.

R10 PERMIT /5-7-20SH – On sign D, delete "Cinemark" letters & reduce the X to 12"
- Reduce E to 14' x 20'

- Reduce E to 14' x 20'

R11/8-14-20SH: Reduce sign E from 280 square feet to 140 square feet proportionately. Show it lower than center on the wall. Show light fixtures by OC above the poster. Be sure the scale on the main elevation & also the detail sheet for sign E are both updated with the new size.

R13/8-21-20SH: Change banner to 12' x 12'

CHANDLER SIGNS


**chandlersigns.com**

| | |
|---|---|
| National Headquarters | 14201 Sovereign Road #101 Fort Worth, TX 76155 (214) 902-2000 Fax (214) 902-2044 |
| San Antonio | 17319 San Pedro Ave Ste 200 San Antonio, TX 78232 (210) 349-3804 Fax (210) 349-8724 |
| West Coast | 3220 Executive Ridge Dr Ste 250 Vista, CA 92081 (760) 734-1708 Fax (760) 734-3752 |
| Northeast US | 2301 River Road Suite 201 Louisville, KY 40206 (502) 897-9800 Cell (502) 554-2575 |
| Florida | 2584 Sand Hill Point Circle Davenport, FL 33837 (863) 420-1100 Fax (863) 424-1160 |
| Georgia | 111 Woodstone Place Dawsonville, GA 30534 (678) 725-8852 Fax (210) 349-8724 |
| South Texas | PO BOX 125 206 Doral Drive Portland, TX 78374 (361) 563-5599 Fax (361) 643-6533 |



This drawing is the property of Chandler Signs, LLC
All rights to its use for reproduction are reserved by Chandler Signs, LLC


**FINAL ELECTRICAL CONNECTION BY CUSTOMER**

THIS SIGN IS INTENDED TO BE INSTALLED IN ACCORDANCE WITH ARTICLE 600 OF THE NATIONAL ELECTRICAL CODE AND/OR OTHER APPLICABLE LOCAL CODES. THIS INCLUDES PROPER GROUNDING & BONDING OF THE SIGN. SIGN WILL BEAR UL LABEL(S).

F4

## Wayfinding Sign #4

**BEFORE** **N.T.S.**

**AFTER**

## Wayfinding Sign #5




**BEFORE** **N.T.S.**

F5

**AFTER**

## Sign Location

## Sign Location

**TITLE 24 COMPLIANT**
**State of California**

CINEMARK

| Design # | |
|---|---|
| 0618522AR12 PERMIT | |
| Sheet | 12 of 15 |
| **Client** | |
| Cinemark USA, Inc. | |
| **Address** | |
| 1191 GALLERIA BLVD. ROSEVILLE, CA 95678 | |
| Acct. Rep. Coordinator | DEBBIE MOLTZ LAUREN STACKHOUSE |
| Designer | IH |
| Date | 4/23/19 |
| **Approval / Date** | |
| Client | |
| Sales | |
| Estimating | |
| Art | |
| Engineering | |
| Landlord | |

**Revision/Date**

R10-7-19SH: Sign A – please show the blue cans and white outline on the "Century Theatres" faces. B – I cleared two reds on LLCentury faces as is. C1/2 – Please change letters to white acrylic faces. D – please add a small red Cinemark over 3D and move them closer to the blade sign per detail below. E – change the poster case dimension to 5' wide x 8' tall

R01/2-8-19SH: Add the wayfinding and garage signs to our package

R02/2-15-19SH – Change F1-F9 to just "Century" without Theatres.
- Change G & H to bead face cabinets without retainers and paint the cabinet returns red to match the faces.
- Update elevations & plans to provide electrical & attachment details and requirements for the UL sign. They are ready to rough in electrical so we need the set of plans updated for the site meeting for Abel/SC.
CORRECTIONS 10-22/BID: SIGN 'O7' & 'H' RED RETURNS

R6/1-27-2019 – Add site plan, wall sections, and details from shell drawings - Add Abel's meeting notes & redlines to the drawing
Sign A/B will have remote power supplies - pre-wiring not required.
Add details for the ACM background behind sign C. Pre-drilling required.
Sign D will have 3 leads dropped with power supplies above drop ceiling. Show this on a dimension detail for J-box placement. Pre-wiring not required delete "E" and just show the dimensions/quantity on the elevations. Add banner on frame sign instead.

R6/2/5/20JZ: Rebrand to Cinemark.

R6/2-14-2019H: Revise signs G & H to individual "CINEMARK" channel letters rather than cabinets. Use the square footage from the original allowable area where Sears was located.
Delete plot/elevations 7 & 2 shown on the elevations on page 3 altogether. Re-number the plot/elevations so it's clear we only have 3 on this wall. Also remove that big circle.
Update the notes for sign A to have this sign be self-contained power supplies like the standard construction for this sign. Delete note about remote power supplies and low voltage penetrations.
Add 20" +/- wide CineMark logo with white formed faces and white returns inside at the mail entry

2-21-20JH: CHANGE SIGNS G AND I TO BE SELF CONTAINED PER RED TAG FROM DALLAS

R7/2-25-2019H: Delete sign B. Re-letter - Show location of sign H on an aerial map or site plan.

R8/3-24-2019 – Delete sign D, re-letter. The section on page 17 & for sign B, so it reacts to be 3 lines of text on the package 9, page 7 and we need to be sure we have a section noted with space for sign D

4-6-20 JH: do not change R8 ; Add weights for the individual letters on signs C1, C2, and the small CineMark letters on D for permitting. They should be under 100 lbs which allows us to avoid getting stamped engineering.

R9/4-24-2019H: the gas line was relocated inside the building so we no longer have a conflict with the 3/C sign. Delete notes on page 3 & page 9. Delete page 10

4-27-20 PERMIT: Changes per city requirements.

R10 PERMIT 6-7-2019H – On sign D, delete "Cinemark" letters & reduce the X to 12"
- Reduce E to 14' x 20'

- Reduce E to 14' x 20'

R11/8-14-2019H: Reduce sign E from 280 square feet to 140 square feet proportionately. Show it lower than center on the wall. Show light fixtures by DC above the poster. Be sure the scale on the main elevation & also the detail sheet for sign E are both updated with the new size.

R12/8-21-2019H: Change banner to 12' x 12'


CHANDLER SIGNS
chandlersigns.com

| | |
|---|---|
| National Headquarters | 14201 Sovereign Road #101 Fort Worth, TX 76155 (214) 902-2000 Fax (214) 902-2044 |
| San Antonio | 17319 San Pedro Ave Ste 200 San Antonio, TX 78232 (210) 349-3804 Fax (210) 349-8724 |
| West Coast | 3220 Executive Ridge Dr Ste 250 Vista, CA 92081 (760) 734-1708 Fax (760) 734-3752 |
| Northeast US | 2301 River Road Suite 201 Louisville, KY 40206 (502) 897-9800 Cell (502) 554-2575 |
| Florida | 2584 Sand Hill Point Circle Davenport, FL 33837 (863) 420-1100 Fax (863) 424-1160 |
| Georgia | 111 Woodstone Place Dawsonville, GA 30534 (678) 725-8852 Fax (210) 349-8724 |
| South Texas | PO BOX 125 206 Doral Drive Portland, TX 78374 (361) 563-5599 Fax (361) 643-6533 |



This drawing is the property of Chandler Signs, LLC
All rights to its use for reproduction are reserved by Chandler Signs, LLC


**FINAL ELECTRICAL CONNECTION BY CUSTOMER**

THIS SIGN IS INTENDED TO BE INSTALLED IN ACCORDANCE WITH ARTICLE 600 OF THE NATIONAL ELECTRICAL CODE AND/OR OTHER APPLICABLE LOCAL CODES. THIS INCLUDES PROPER GROUNDING & BONDING OF THE SIGN. SIGN WILL BEAR UL LABEL(S).

## Wayfinding Sign #6

**BEFORE**

**N.T.S.**

**F6**

**AFTER**

## Sign Location

**TITLE 24 COMPLIANT**

**State of California**

CINEMARK

| Design # | |
|---|---|
| 0618522AR12 PERMIT | |
| Sheet | 13 of 15 |
| **Client** | |
| Cinemark USA, Inc. | |
| **Address** | |
| 1191 GALLERIA BLVD. ROSEVILLE, CA 95678 | |
| Acct. Rep. Coordinator | DEBBIE MOLTZ LAUREN STACKHOUSE |
| Designer | IH |
| Date | 4/23/19 |
| **Approval / Date** | |
| Client | |
| Sales | |
| Estimating | |
| Art | |
| Engineering | |
| Landlord | |

**Revision/Date**

R10-7-19SH: Sign A – please show the blue cans and white outline on the "Century Theatres" faces. B – I asked two reds on LLCentury faces as is. C12 – Please change letters to white acrylic faces.
D – please add a small red Cinemark over 3D and move them closer to the blade sign per detail below. E – change the poster case dimension to 5' wide x 8' tall

R01/2-8-19SH: Add the wayfinding and garage signs to our package

R02/12-19-19SH – Change F1-F9 to just "Century" without Theatres.
- Change G & H to bead face cabinets without retainers and paint the cabinet returns red to match the faces.
- Update elevations & plans to provide electrical & attachment details and requirements for the sign. Add a note stating to rough in electrical so we need the set of plans updated for the site meeting for double 0
CORRECTIONS 10-22SED: SIGN "D" & "H" RED RETURNS

R01/7-22-20SH – Add site plan, wall sections, and details from shell drawings - Add Abel's meeting notes & redlines to the site plan.
Sign A&B will have remote power supplies - pre-wiring not required.
Add details for the ACM background behind sign C. Pre-drilling required.
Sign D will have 3 leads dropped with power supplies above drop ceiling. Show this on a sidetraction detail for j-box placement. Pre-wiring not required.delete "D" and just show the dimensions/quantity on the elevations. Add barrier on frame sign instead.

R5/25/20JGZ: Rebrand to Cinemark.

R6/2-14-20SH: Revise signs D & H to individual "CINEMARK" channel letters rather than cabinets. Use the square footage from the original allowable area where Sears was located. Update the square footage on the site plan to reflect the new sign areas. Re-number the posterisees so its clear we only have 3 on this wall. Also serious that big circle.
Update the notes for sign A to have the sign be self-contained power supplies like the standard construction for this sign. Delete note about remote power supplies and low voltage penetrations.
Add 22" +/- wide CineMark logo with white formed faces and white returns inside at the mall entry

2-21-20SH: CHANGE SIGNS G AND I TO BE SELF CONTAINED PER RED TAG FROM DALLAS

R7/2-25-20SH: Delete sign B. Re-letter - Show location of sign H on an aerial map or site plan.

R8/3-26-20SH – Delete sign D, re-letter. The section on page 17 & for sign B, so it needs to be moved up in the package to page 7 and we need to be sure we have a section noted with space for sign H

4-6-20 H- do not change R8 : Add weights for the individual letters on signs C1, C2, and the small CineMark letters on D for permitting. They should be under 100 lbs which allows us to avoid getting stamped engineering.

R9/4-24-20SH: the gas line was relocated inside the building so we no longer have a conflict with the 90 sign. Delete notes on page 3 & page 9. Delete page 10

4-27-20 PERMIT: Changes per city requirements.

R10 PERMIT /5-7-20SH – On sign D, delete "Cinemark" letters & reduce the X to 12"
- Reduce E to 14' x 20'

- Reduce E to 14' x 20'

R11/8-14-20SH: Reduce sign E from 280 square feet to 140 square feet proportionately. Show it lower than center on the wall. Show light fixtures by GC above the poster. Be sure the scale on the main elevation & also the detail sheet for sign E are both updated with the new size.

R12/8-21-20SH: Change banner to 12' x 12'

CHANDLER SIGNS

**chandlersigns.com**

| | |
|---|---|
| **National Headquarters** | 14201 Sovereign Road #101<br>Fort Worth, TX 76155<br>**(214) 902-2000 Fax (214) 902-2044** |
| **San Antonio** | 17319 San Pedro Ave<br>Ste 200<br>San Antonio, TX 78232<br>**(210) 349-3804 Fax (210) 349-8724** |
| **West Coast** | 3220 Executive Ridge Dr<br>Ste 250<br>Vista, CA 92081<br>**(760) 734-1708 Fax (760) 734-3752** |
| **Northeast US** | 2301 River Road<br>Suite 201<br>Louisville, KY 40206<br>**(502) 897-9800 Cell (502) 554-2575** |
| **Florida** | 2584 Sand Hill Point Circle<br>Davenport, FL 33837<br>**(863) 420-1100 Fax (863) 424-1160** |
| **Georgia** | 111 Woodstone Place<br>Dawsonville, GA 30534<br>**(678) 725-8852 Fax (210) 349-8724** |
| **South Texas** | PO BOX 125 206 Doral Drive<br>Portland, TX 78374<br>**(361) 563-5599 Fax (361) 643-6533** |

**This drawing is the property of Chandler Signs, LLC All rights to its use for reproduction are reserved by Chandler Signs, LLC**

**FINAL ELECTRICAL CONNECTION BY CUSTOMER**

THIS SIGN IS INTENDED TO BE INSTALLED IN ACCORDANCE WITH ARTICLE 600 OF THE NATIONAL ELECTRICAL CODE AND/OR OTHER APPLICABLE LOCAL CODES. THIS INCLUDES PROPER GROUNDING & BONDING OF THE SIGN. SIGN WILL BEAR UL LABEL(S).